

350189-1 ✓ ACTIVE

AMP-IN

TE Internal #: 350189-1

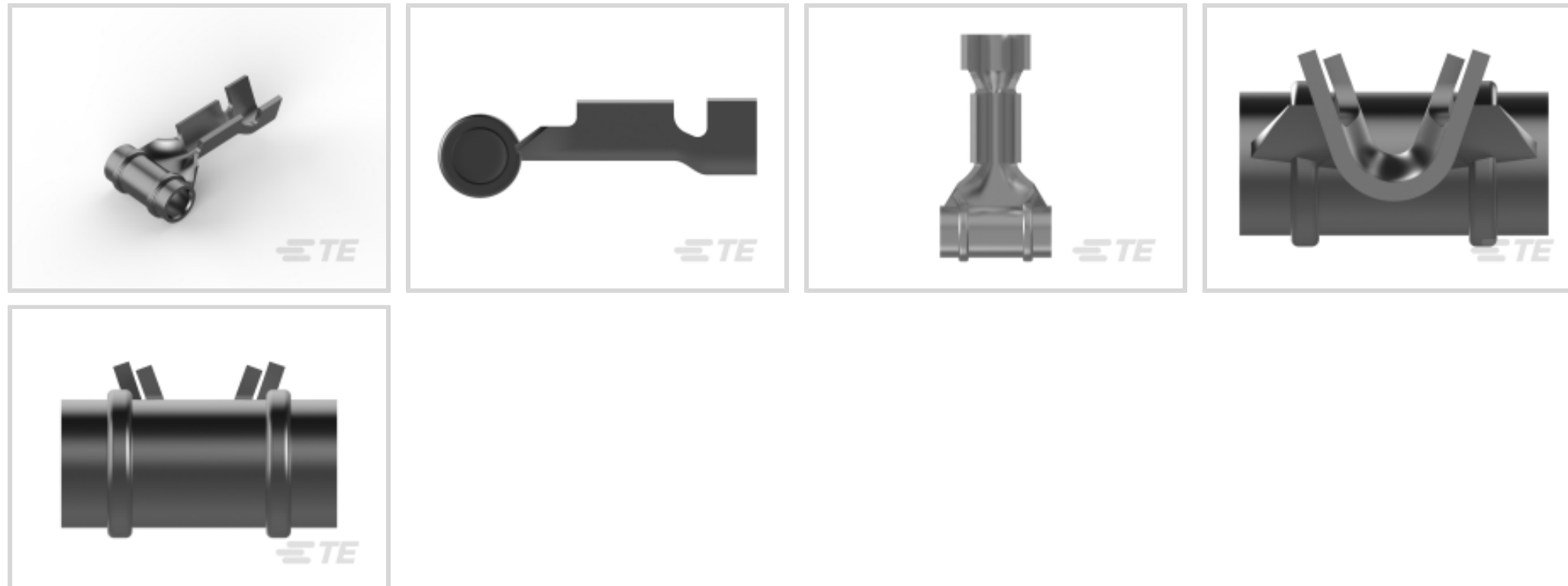
PCB Terminals, Receptacle, 26 – 22 AWG Wire Size, .12 – .4 mm²

Wire Size, Crimp, Pre-Tin Plating, Loose Piece, Terminates To Wire & Cable

[View on TE.com >](#)



Terminals & Splices > PCB Terminals



PCB Terminal Type: **Receptacle**

Mating Pin Diameter: **1.47 mm [.058 in]**

Accepts Wire Insulation Diameter (Max): **1.65 mm [.065 in]**

Accepts Wire Insulation Diameter Range: **.89 – 1.65 mm [.035 – .065 in]**

Wire Size: **26 – 22 AWG**

Features

Product Type Features

PCB Terminal Mounting Style	Stud Mount
Wire Insulation Support Retention Type	Open Barrel

Configuration Features

Stud Hole	No
Terminal Angle	90 °

Contact Features

Contact Plating Material	Tin
PCB Terminal Type	Receptacle
Mating Pin Diameter	1.47 mm [.058 in]
Terminal Plating Material	Pre-Tin
Terminal Orientation	Right Angle

Termination Features

Termination Method to Wire & Cable	Crimp
Product Terminates To	Wire & Cable



Mechanical Attachment

Wire Insulation Support	With
-------------------------	------

Dimensions

Receptacle Terminal Stock Thickness	.25 mm[.01 in]
Accepts Wire Insulation Diameter (Max)	1.65 mm[.065 in]
Accepts Wire Insulation Diameter Range	.89 – 1.65 mm[.035 – .065 in]
Wire Size	.12 – .4 mm ²

Usage Conditions

Insulation Option	Uninsulated
Operating Temperature Range	-55 – 105 °C[-67 – 221 °F]

Packaging Features

Packaging Quantity	1000
Packaging Method	Loose Piece

Product Compliance

[For compliance documentation, visit the product page on TE.com>](#)











EU RoHS Directive 2011/65/EU	Compliant
EU ELV Directive 2000/53/EC	Compliant
China RoHS 2 Directive MIIT Order No 32, 2016	No Restricted Materials Above Threshold
EU REACH Regulation (EC) No. 1907/2006	Current ECHA Candidate List: JUNE 2022 (224) Candidate List Declared Against: JUNE 2022 (224) Does not contain REACH SVHC
Halogen Content	Low Halogen - Br, Cl, F, I < 900 ppm per homogenous material. Also BFR/CFR/PVC Free
Solder Process Capability	Not applicable for solder process capability

Product Compliance Disclaimer

This information is provided based on reasonable inquiry of our suppliers and represents our current actual knowledge based on the information they provided. This information is subject to change. The part numbers that TE has identified as EU RoHS compliant have a maximum concentration of 0.1% by weight in homogenous materials for lead, hexavalent chromium, mercury, PBB, PBDE, DBP, BBP, DEHP, DIBP, and 0.01% for cadmium, or qualify for an exemption to these limits as defined in the Annexes of Directive 2011/65/EU (RoHS2). Finished electrical and electronic equipment products will be CE marked as required by Directive 2011/65/EU. Components may not be CE marked. Additionally, the part numbers that TE has identified as EU ELV compliant have a maximum concentration of 0.1% by weight in homogenous materials for lead, hexavalent chromium, and mercury, and 0.01% for cadmium, or qualify for an exemption to these limits as defined in the Annexes of Directive 2000/53/EC (ELV). Regarding the REACH Regulation, the information TE provides

on SVHC in articles for this part number is based on the latest European Chemicals Agency (ECHA) 'Guidance on requirements for substances in articles' posted at this URL: <https://echa.europa.eu/guidance-documents/guidance-on-reach>

Compatible Parts

 <p>TE Part # 350189-2 .058 DIA RECPT PC R/A LP 26-22</p>	 <p>TE Part # 60888-1 058 PIN REC 26-22 .010PTPPHBZ</p>	 <p>TE Part # 60888-2 058 PIN REC 26-22 .010GPPHBZ</p>	 <p>TE Part # 60888-3 058 PIN REC 26-22 .010TPBECU</p>
 <p>TE Part # 60983-2 .058 PIN REC PTPPHBZ</p>	 <p>TE Part # 60983-3 .058 PIN REC .010GPBECU</p>	 <p>TE Part # 61513-1 058 PC PIN REC 26-22 010GPBECU</p>	 <p>TE Part # 60983-1 .058 DIA PIN REC .010GPPHBZ</p>
 <p>TE Part # 61276-2 .058 DIA RECPT LP 24-20</p>	 <p>TE Part # 61513-2 058 PC PIN REC 010TPHBZ</p>	 <p>TE Part # 60804-1 .058 DIA RECPT AU/NI/PHBZ</p>	

Documents

Product Drawings

[.058 DIA RECPT PC R/A LP 26-22](#)

English

CAD Files

[3D PDF](#)

[3D](#)

[Customer View Model](#)

[ENG_CVM_CVM_350189-1_D_c-350189-1-d.2d_dxf.zip](#)

English

[Customer View Model](#)

[ENG_CVM_CVM_350189-1_D_c-350189-1-d.3d_igs.zip](#)

English



Customer View Model

[ENG_CVM_CVM_350189-1_D_c-350189-1-d.3d_stp.zip](#)

English

By downloading the CAD file I accept and agree to the [Terms and Conditions](#) of use.

Datasheets & Catalog Pages

[PRINTED CIRCUIT BOARD TERMINALS AND DISCONNECTS](#)

English

Product Specifications

[Application Specification](#)

English

Instruction Sheets

[Instruction Sheet \(U.S.\)](#)

Japanese

[Instruction Sheet \(U.S.\)](#)

English

[Insertion/Extraction Tool](#)

English